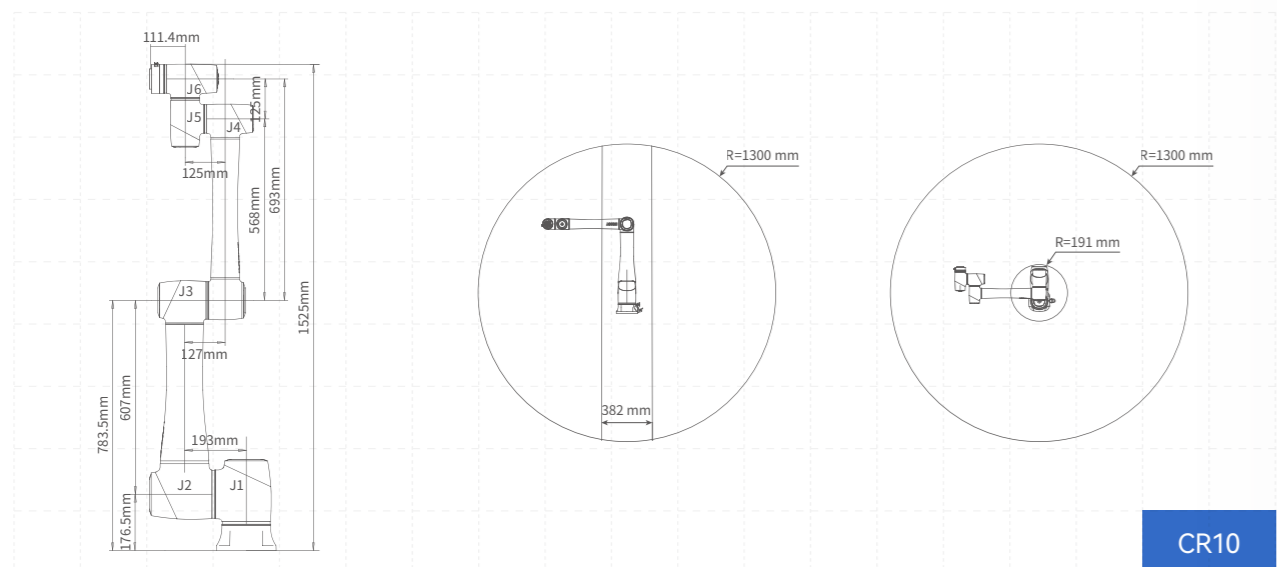
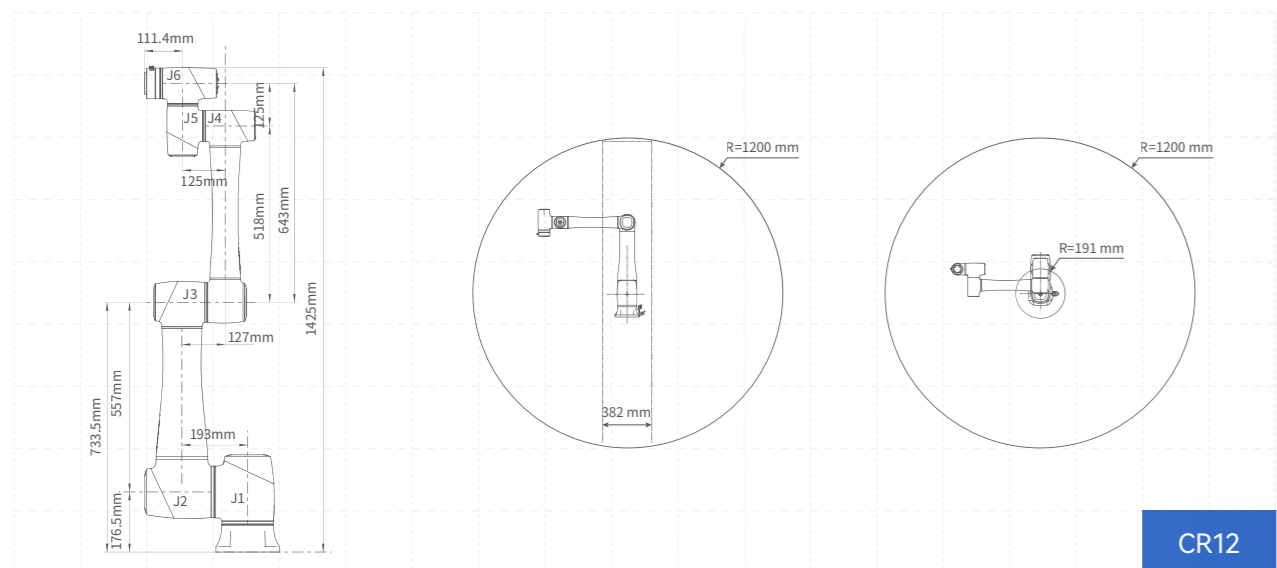


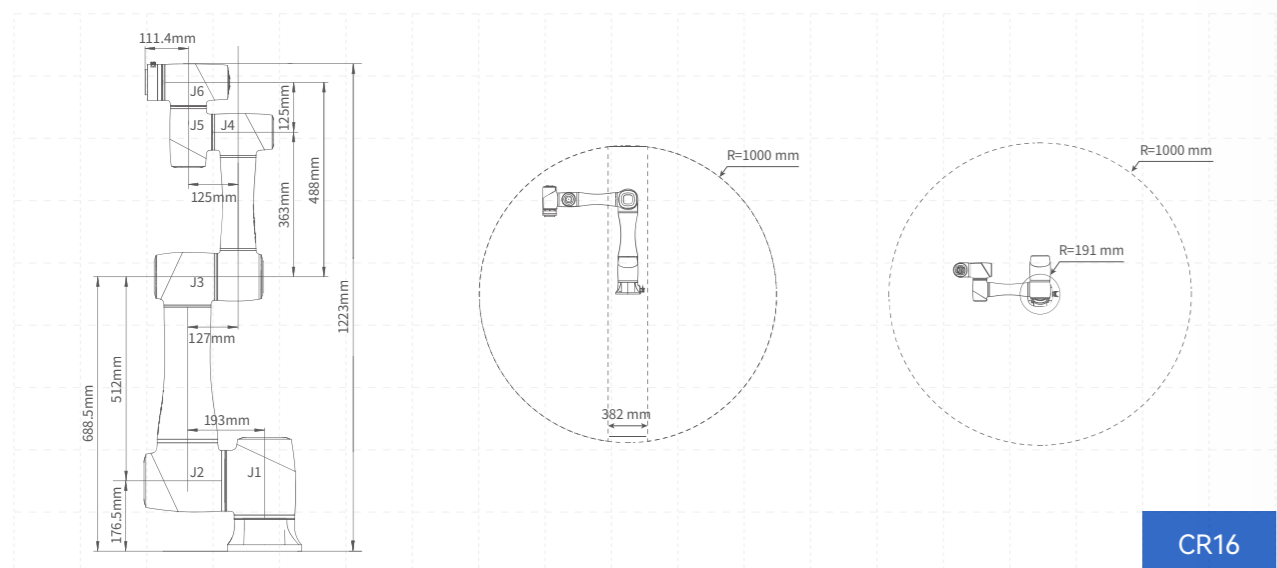
## Product Dimensions



CR10



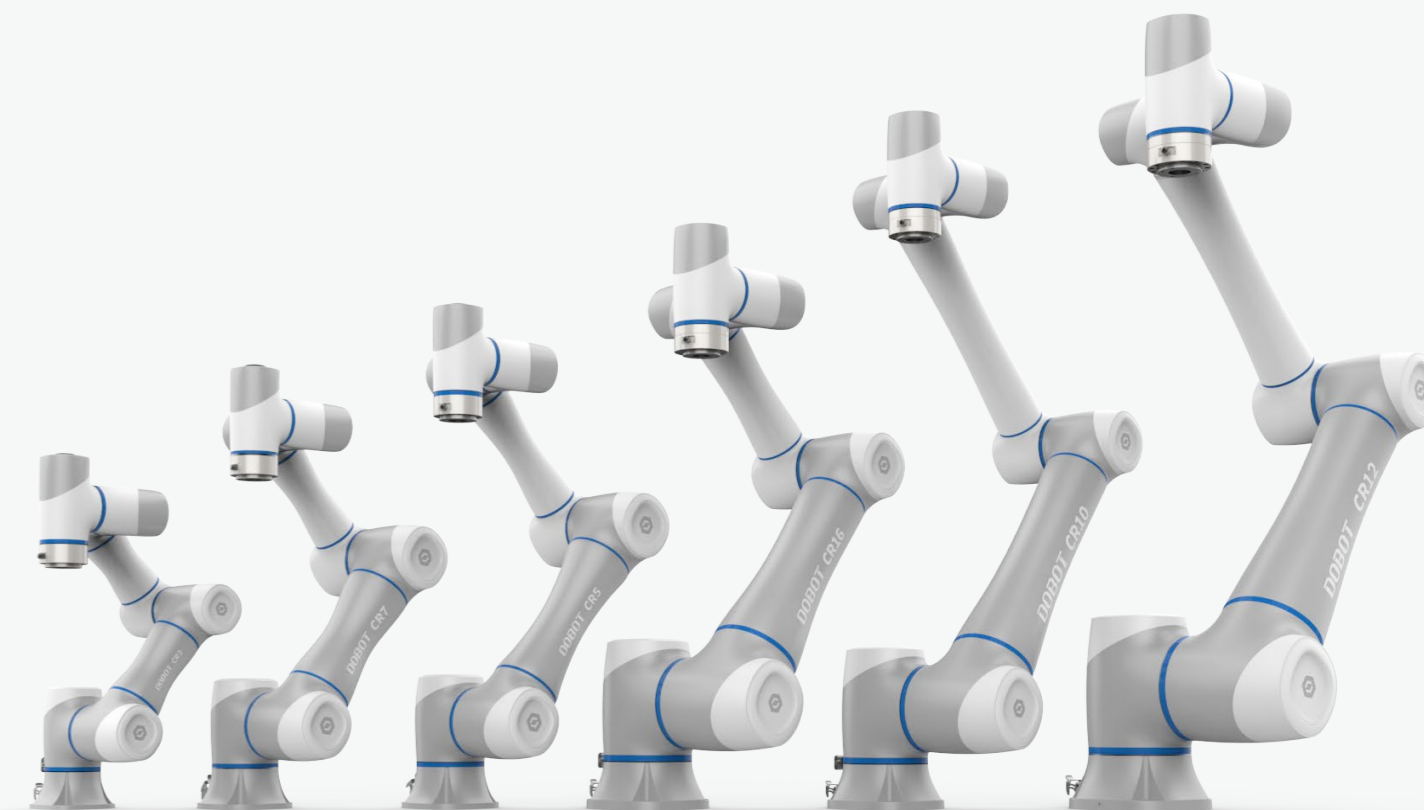
CR12



CR16

## Product Specifications

Model	CR3	CR5	CR7	CR10	CR12	CR16
Weight	16.5 kg	25 kg	24.5 kg	40 kg	39.5 kg	40 kg
Payload	3 kg	5 kg	7 kg	10 kg	12 kg	16 kg
Working Radius	620 mm	900 mm	800 mm	1300 mm	1200 mm	1000 mm
Max. Reach	795 mm	1096 mm	990 mm	1525 mm	1425 mm	1223 mm
Rated Voltage	48V DC	48V DC	48V DC	48V DC	48V DC	48V DC
Max. Speed of TCP	2 m/s	3 m/s	3 m/s	4 m/s	4 m/s	3 m/s
Range of Motion	J1	±360°	±360°	±360°	±360°	±360°
	J2	±360°	±360°	±360°	±360°	±360°
	J3	±155°	±160°	±160°	±160°	±160°
	J4	±360°	±360°	±360°	±360°	±360°
	J5	±360°	±360°	±360°	±360°	±360°
	J6	±360°	±360°	±360°	±360°	±360°
Maximum Joint Speed	J1/J2	180°/s	180°/s	180°/s	120°/s	120°/s
	J3/J4/J5/J6	180°/s	180°/s	180°/s	180°/s	180°/s
End-Effector I/O Interface	DI/DO/AI	2				
	AO	0				
Communication Interface	Communication	RS485				
	Controller I/O					
Controller I/O	DI	16				
	DO/DI	16				
	AI/AO	2				
	ABZ Incremental Encoder	1				
	Cable Length to Controller	5 m				
Repeatability	±0.02 mm			±0.03 mm		
Communication	TCP/IP, Modbus TCP, WIFI					
IP Rating	IP54					
Working Environment	0° to 50° C					
Power Consumption	120W	150W	150W	350W		
Materials	Aluminum alloy, ABS plastic					



[en.dobot.cn](http://en.dobot.cn)  
[sales@dobot.cc](mailto:sales@dobot.cc)  
[linkedin.com/company/dobot-industry](https://www.linkedin.com/company/dobot-industry)  
[youtube.com/@dobotarm](https://www.youtube.com/@dobotarm)  
 Floor 9, 10, 14, 24, Building 2, Chongwen Garden Nanshan iPark, Liuxian Avenue, Nanshan District, Shenzhen, China



D220111

**DOBOT CR Series**  
 Safe and Flexible 6-axis Collaborative Robots

# DOBOT CR Series

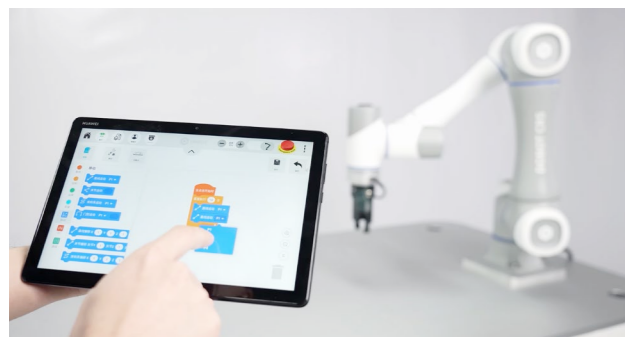
The CR series is Dobot's flagship line of industrial collaborative robots with 3 kg to 16kg payloads. The CR robots offer easy programming, fast setup, flexible deployment, and safe collaboration. With repeatability up to ±0.02 mm and optional SafeSkin to enable pre-collision detection capability, the CR series is highly capable and technologically advanced. They are already in use by major companies across multiple industries, and are ready to provide competitive advantages to more businesses.



## Key Features

### Easy Programming

Operators of all backgrounds can program robots with methods tailored to them. With drag-to-teach, simply by moving the robotic arm to program it. Graphical and advanced scripting languages are available for mid-level and advanced users.




### Fast Setup

Unbox, mount and train cobot a simple task in less than an hour. The CR cobots are designed to reduce setup time, often less than a day, massively reduce production downtime required by traditional automation solutions.



### Flexible Deployment

The CR cobots are lightweight and space-saving for swift redeployment. The Dobot+ open ecosystem of partner accessories extends the possibilities of the cobots to handle wider variety of tasks for better results.








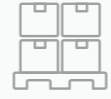





### Safe Collaboration

The CR series has built-in 22 safety features and is ISO 13849 and TS 15066 certified. The optional SafeSkin senses and works around unexpected objects that come within 15 cm, improving the safety of workers while maintaining efficiency.



## Application Scenarios

 Loading and Unloading	 Bin Picking	 Screwdriving	 Welding
 Gluing	 Quality Inspection	 Polishing	 Palletizing
 Insertion	 Assembly	 Transporting	More...

## Product Dimensions

